


maxi-movers

America's Leading Transporters


CHEM-TAINER
INDUSTRIES, INC.




maxi-movers.com




LAUNDRY



HOSPITALITY



HEALTHCARE



INDUSTRIAL

CHEM-TAINER

INDUSTRIES has been designing, developing and manufacturing products that provide solutions to tough material handling problems for more than 40 years!

Our line of Maxi-Mover® trucks and containers service the needs of commercial laundries, healthcare facilities and hotels as well as department stores, factories, warehouses, airports, sports arenas and anywhere there is material to be stored and transported.

Laundry Pages 3 - 9

Bulk Delivery Trucks
Maxi Hampers
Turnabout Trucks
Maxi Poly Trucks
In-Plant Sheet Truck
Flare Trucks
Garment Delivery Truck
Spring Lift Platform Trucks
Sheet Feed Platform Truck
Washroom Truck
Maxi-Cube Trucks
Square Linen Truck
Maxi-Utility Trucks
Utility Trucks and Liners
Extractor Trucks and Liners
Industrial / Institutional Trucks
Mobile Raised Basket Truck
Bulk Fork Lift Containers



Material Handling Page 10

Tilt Trucks
Fork-Liftable Self Dumping Hoppers
Platform Truck
Maxi Storage Bin



Options / Colors / Ordering Page 11

Options
Caster Information
Caster Arrangements
Color Chart
Ordering

10 PLANTS

America's Leading Transporters

Vol. No. 2



Hummelstown, PA



Lombard, IL



Arlington, TN



Compton, CA



Long Island, NY

Bulk Delivery Trucks

Rugged, non-marring trucks that are designed to maximize the payload when delivering to hotels, motels, hospitals and restaurants. Ideal also for transport of bulk materials such as bagged waste material and recyclables. Convenient front cut out assures greater productivity when loading and unloading, while providing greater worker safety. This truck is designed for many years of dependable service.

Base is powder coated welded steel. Casters are easy to replace. 13 sizes available in capacities up to 63½ cu. ft.

SPECIFICATIONS

MODEL	CAPACITY CU. FT.	WIDTH OUTSIDE	LENGTH OUTSIDE	DEPTH INSIDE	OVERALL HEIGHT	SHIPPING WEIGHT
M7040	33	28 ½"	41"	51"	58 ½"	140
M7041*	33	28 ½"	41"	51"	58 ½"	140
M7045	36	28 ½"	38"	59"	66"	140
M7048	43	28 ½"	41"	65"	72 ½"	150
M7050	41	28 ½"	41"	59"	66"	150
M7060	46 ½"	28 ½"	42"	68"	76 ½"	140
M7064	60	42"	60"	42"	48"	180
M7070	36	28 ½"	48"	47"	54 ½"	130
M7084	84	42"	72"	49"	55"	195
M7090	48	28 ½"	47"	59"	66 ½"	145
M7091*	48	28 ½"	47"	59"	66 ½"	145
M7092	58	36 ½"	48"	59"	66 ½"	175
M7095	63 ½"	30 ½"	60"	60"	68"	185

* 4 ½" lower cutout.

CASTER DATA: 6" rubber casters with thread guards. CASTER ARRANGEMENTS: A and B. See page 11.

See our Material Handling Section for more waste handling and recycling carts and containers.

Maxi Hampers

Lockable, outdoor storage hamper designed with the same features as our Bulk Security Trucks. Bolts securely to buildings. Pick up and deliver linen at your convenience.

Supplied without casters or metal base.

SPECIFICATIONS

MODEL	CAPACITY CU. FT.	WIDTH OUTSIDE	LENGTH OUTSIDE	OVERALL HEIGHT	SHIPPING WEIGHT
M7070H	36	28 ½"	48"	57"	125
M7090H	48	28 ½"	48"	59"	135
M7092H	58	36 ½"	48"	59"	145

OPTIONS

Security Covers Hinged, rigid plastic covers that are lockable for added security. Available for the M7070, M7090 and M7092 models.

Spring Lift Platform Ergonomically designed to bring the content level up to the worker. Less bending, less injuries.

◆ Plastic bases available for M7070, M7090, M7091

◆ Vinyl and nylon covers, and other options are available. See page 11.



M7090



M7090 with Security Cover/ Maxi Hamper



M7084



M7070

Available in 18 Attractive Colors

4



M8592



M8593
Security
Turnabout
Truck



M8593



M9091



M8587
(2 or 3 Shelves)

Turnabout Trucks

Converts easily and quickly from a clean linen shelved delivery truck to a soiled linen bulk transport truck by simply repositioning of shelves. Easy to load, less stooping and bending. Chrome plated shelves. The 8592, 8080 and 8090 come standard with removable shelves, the 9091 shelves are non-removable. Our new, M8587 and M8588 narrow line trucks are best as a make up cart in hotels and hospitals with narrow hallways. New M8593 is ideal when security is of concern.

◆ **Note: Shelving options are available. Contact sales office for further information.**

SPECIFICATIONS

MODEL	CAPACITY CU. FT.	WIDTH OUTSIDE	LENGTH OUTSIDE	DEPTH INSIDE	OVERALL HEIGHT	SHIPPING WEIGHT
M8080 ◊	38	27 1/2"	47 1/2"	55"	62"	180
M8090	48	27 1/2"	60"	55"	62"	215
M8591**◊	48	27 1/2"	48"	60"	68"	185
M8592 ◊	48	27 1/2"	48"	60"	68"	185
M8593 ◊	48	30"	48"	60"	70"	230
M9091 ◊	48	29"	48"	58 1/2"	66"	215
M8588	37	22"	48"	60"	68"	165
M8587*	45	22"	60"	60"	68"	185

CASTER DATA: 6" rubber casters with thread guards.
CASTER ARRANGEMENTS: A and B. See page 11.

◊ M8587: 2 or 3 Shelves Available
◊ Poly Base available
** M8591 has lower cut-out

OPTIONS

Security Covers Sturdy vinyl polyester or nylon cover that is **lockable**.

Provides complete enclosure to discourage unauthorized access to contents.

Blanket Holder Provides additional storage for bulky linens such as blankets or pillows. Available for 8090 only.

Hanger Bars Adjustable bars convert any truck into a garment truck.

◆ **More options are available. See page 11.**

Maxi Poly Trucks

Eliminate the costly and unsightly rust stains commonly associated with traditional wire shelves. The Maxi-Poly Shelf converts the M8592 truck easily and quickly from a clean linen shelved delivery truck to a soiled linen bulk transport by simply repositioning the shelves. Poly base available.

SPECIFICATIONS

MODEL	CAPACITY CU. FT.	WIDTH OUTSIDE	LENGTH OUTSIDE	DEPTH INSIDE	OVERALL HEIGHT	SHIPPING WEIGHT
M8592TP Truck w/ Poly Shelves	48	28 1/2"	48"	60"	68"	165"
M8592SHP Shelf Only	-	24 1/2"	43 1/2"	-	-	-



M8592TP



Optional
Poly Base

In-Plant Sheet Truck

This in-plant truck was designed to handle sheets and linens. Our unique reverse tapered bottom assures that sheets remain stacked. Narrow line design reduces loss of valuable plant floor space.

SPECIFICATIONS

MODEL	CAPACITY CU. FT.	WIDTH OUTSIDE	LENGTH OUTSIDE	DEPTH INSIDE	OVERALL HEIGHT	SHIPPING WEIGHT
M8658	58"	27"	69"	50"	63"	195

CASTER DATA: 6" rubber casters with thread guards. CASTER ARRANGEMENTS: D and F. See page 11.



M8658

Flare Trucks

Designed for easy loading and unloading. Ideal as an extractor truck and for movement of bulky items. M2422 and M2424 sides are reinforced for extra strength. M2440 has a special double-wall flange rib and six casters to handle really tough conditions and assure long life. M2324 "Side Cutout" Flare Truck is designed for use with the Washex 64/40 FLT washer extractor. Nestable for shipping savings.

SPECIFICATIONS

MODEL	CAPACITY CU. FT.	WIDTH OUTSIDE	LENGTH OUTSIDE	DEPTH INSIDE	OVERALL HEIGHT	SHIPPING WEIGHT
M2422	27	36"	64"	25 1/2"	32"	90
M2324	30	40"	64"	25 1/2"	32"	90
M2424	30	40"	64"	25 1/2"	32"	90
M2440	36	40"	76"	24"	33"	190

CASTER DATA: 5" Rubber casters with thread guards. CASTER ARRANGEMENTS A, B, or C. *Model 2440 equipped with 6 casters. CASTER ARRANGEMENT: D or F. See page 11.



M2424



M2324



M2440

OPTIONS

Spring Lift Platforms Available on M2440 and M2424 models.

Ergonomically designed to bring the content level to the worker.

Raised Platform Grate Elevates content level 2" from the bottom of the cart and permits moisture from wet product to drain to cart bottom.

◆ Other options available, page 11. More material handling carts, page 8.

Garment Delivery Truck

Unique, attractive design protects your valuable inventory, while providing all the advantages of a one piece molded polymer truck. Our all-weather truck is built for over-the-road use and years of trouble-free service. Smooth interiors won't snag clothing. Available with either shelves or hanger bar. Durable, fitted and weather proof vinyl cover protects even the most delicate fabrics. Heavy duty, locking zipper secures this unit against unauthorized entry.

SPECIFICATIONS

MODEL	CAPACITY CU. FT.	WIDTH OUTSIDE	LENGTH OUTSIDE	DEPTH INSIDE	OVERALL HEIGHT	SHIPPING WEIGHT
M8280	48	28"	52"	62"	69"	160

CASTER DATA: 6" rubber casters with thread guards. CASTER ARRANGEMENTS: A and B. See page 11.

Available with shelves or hanger bar. Please specify when ordering.



M8280

Available in 18 Attractive Colors

Spring Lift Platform Trucks

These rugged trucks, with their spring lift platform, bring the material up to the worker for efficient and safe operation. M2914, M2820 and M2920 are designed to handle smaller linens such as washcloths, towels and pillow cases. Base on M2914 and M2920 is powder coated welded steel.



M2920

SPECIFICATIONS

MODEL	CAPACITY CU. FT.	WIDTH OUTSIDE	LENGTH OUTSIDE	DEPTH INSIDE	OVERALL HEIGHT	SPR. RATING AVAILABLE	SHIP
M2914	15	25"	57"	24 1/2"	31"	4, 5, 6, 7	85
M2820*	23	35 3/4"	67"	23"	31"	4, 5, 6	128
M2920	23	35 3/4"	67"	23"	31"	7, 8, 9	140

* M2820 has a wood base.

CASTER DATA:

M2914 4-5" rubber casters with thread guards
M2820 6-5" rubber casters with thread guards
M2920 6-5" rubber casters with thread guards

CASTER ARRANGEMENT:

A & B
D & F
D & F See page 11.



M2914

Sheet Feed Platform Truck

The M2930 truck is designed to handle sheet work. Base is powder coated. Casters are easy to replace.

SPECIFICATIONS

MODEL	CAPACITY CU. FT.	WIDTH OUTSIDE	LENGTH OUTSIDE	DEPTH INSIDE	OVERALL HEIGHT	SPR. RATING AVAILABLE	SHIP WT
M2930	31	30"	85"	23"	29"	8, 9	230

CASTER DATA: M2930 6 - 3 1/2" Polyolefin casters CASTER ARRANGEMENT: D and F See page 11.



M2930

Spring Lift Classifications

CLASS	RATING IN LBS.
#4	160 - 250
#5	200 - 300
#6	240 - 360
#7	280 - 420
#8	320 - 480
#9	360 - 600

Washroom Truck

Extra heavy duty truck for use with washers, may be positioned directly below the wash wheel for rapid unloading. Recessed bottom permits complete drainage of water and significant gain of capacity. 5" heavy duty casters designed for use in a wet environment.

SPECIFICATIONS

MODEL	CAPACITY CU. FT.	WIDTH OUTSIDE	LENGTH OUTSIDE	DEPTH INSIDE	OVERALL HEIGHT	SHIPPING WEIGHT
M4716	14 1/2"	28 1/2"	48 1/2"	30"	35 1/2"	80

CASTER DATA: 5" hard rolling face wheel with thread guards and swivel race seals.
CASTER ARRANGEMENTS: A, D, and F. See page 11.



M4716

Maxi-Cube Trucks

These general purpose trucks are uniquely designed to allow for greater usable capacity, while returning maximum maneuverability. Trucks nest for shipping savings. Powder coated, welded steel base.

SPECIFICATIONS

MODEL	CAPACITY CU. FT.	WIDTH OUTSIDE	LENGTH OUTSIDE	DEPTH INSIDE	OVERALL HEIGHT	SHIPPING WEIGHT
M5010	11 ¼	24 ½"	35"	27 ½"	34"	65
M5013	17	28"	39"	29 ½"	35 ¼"	75
M5014	17	28"	39"	31 ½"	37 ½"	75
M5016	18 ¼	28"	43"	31 ½"	37 ¼"	90
M5418	21	28 ½"	53 ½"	26 ½"	33 ½"	90
M5424	27	28 ½"	53 ½"	33 ½"	40 ½"	110

CASTER DATA: 5" rubber caster with thread guards. CASTER ARRANGEMENT: A, B, and C. See page 11.

◆ R-Series

Recycling Carts for sorting and transport / Plywood bases / 6 Caster Arrangement D

Square Linen Truck

This 16 bushel truck is designed for collecting and sorting soiled linen, delivering clean linen or for carrying mats, mops or bundled goods. Slant front for easy loading Square design saves space on plant floors or delivery vans.

SPECIFICATIONS

MODEL	CAPACITY CU. FT.	WIDTH OUTSIDE	LENGTH OUTSIDE	OVERALL HEIGHT	SHIPPING WEIGHT
M1640	19	28 ½"	28 ½"	47"	80
M1641	19	29 ¾"	29 ½"	46 ½"	80

CASTER DATA: 5" rubber caster with thread guards. CASTER ARRANGEMENT: A, B, and C. See page 11.

Maxi-Utility Trucks

Rugged all-purpose truck available in five popular sizes, has stepped sides and powder-coated steel base for years of trouble-free service. Curled flange for easy handling. Nest-able for shipping savings.

SPECIFICATIONS

MODEL	CAPACITY CU. FT.	WIDTH OUTSIDE	LENGTH OUTSIDE	DEPTH INSIDE	OVERALL HEIGHT	SHIPPING WEIGHT
M4412	11 ½	29"	38"	27"	34"	65
M4414	13	31"	44"	25 ½"	32 ½"	70
M4416	17 ½	31 ½"	49"	27 ½"	34 ½"	85
M4420	25 ½	34 ½"	60"	30"	36 ½"	100
M4422	27 ½	40"	54"	32"	38 ½"	115

CASTER DATA: 5" rubber caster with thread guards. CASTER ARRANGEMENT: A, B, and C. See page 11.

OPTIONS

Hinged Covers Sturdy molded polyethylene covers with stainless steel hinge.

Covers Durable vinyl or nylon covers with elastic fringe. Fits securely and protects contents. Document security covers available.

◆ Other options available. See page 11.



M5014



R5016TRD



M5418



M1640



M4414

Available in 18 Attractive Colors

Utility Trucks and Liners

Our truck bodies and liners are molded of seamless, durable polyethylene, providing years of reliable service. Smooth interior with rounded corners for easy cleaning. Nestable for shipping and space savings. Curled Flange for easy handling. Resin complies with USFDA Regulation 177.1520 (c) 3.1 and 3.2

Liners are an ideal replacement for nylon or canvas bodies and are available in four wall thicknesses .100, .125, .190, .225. Contact Sales Office or Visit www.maxi-movers.com.



K5112



UTILITY TRUCK and LINER SPECIFICATIONS

MODEL NO. TRUCK	LINER	CAPACITY BUSHELS	WIDTH OUTSIDE	LENGTH OUTSIDE	DEPTH INSIDE	TRUCKS	
						OVERALL HEIGHT	SHIPPING WEIGHT
K5106	K5406	6	19"	32"	20 1/2"	26 1/2"	30
K5108	K5408	8	24 1/4"	36"	23"	29"	35
K5110	K5410	10	26 1/2"	38"	25 3/4"	31"	43
K5112	K5412	12	28"	38 1/2"	27 1/4"	35"	48
K5114	K5414	14	30 1/4"	42 1/2"	28"	35"	54
K5116	K5416	16	30"	42 1/2"	30 1/2"	37 1/2"	56
K5118	K5418	18	32"	44 1/2"	30 1/2"	37 1/2"	60
K5120	K5420	20	34 1/4"	49 3/4"	31"	37 1/2"	66

CASTER DATA: K5106-K5110 - 3 1/2" Polyolefin; K5112-K5120 - 5" Polyolefin. CASTER ARRANGEMENTS: A, B and C. See pg. 11.

OPTIONS

Spring Lift Platforms

Ergonomically designed to bring the content level to the worker.

Covers Vinyl or nylon covers available. Fits securely and protects the contents.

◆ Other options available. See page 11.

Extractor Trucks and Liners

Large capacity - Built to provide years of trouble-free service. Curled Flange for easy handling. Smooth interiors and rounded corners for easy cleaning. K series - .200 wall with plywood base for economy. M series - .250 wall with powder coated steel base.



K2524



K5920

EXTRACTOR TRUCK and LINER SPECIFICATIONS

MODEL	CAPACITY CU. FT.	WIDTH OUTSIDE	LENGTH OUTSIDE	DEPTH INSIDE	OVERALL HEIGHT	SHIPPING WEIGHT
K5820	23 1/2"	34 1/2"	62 3/4"	24"	31"	75
K5824	26	34 1/2"	62 3/4"	27"	34"	85
K5828	30	34 1/2"	72"	27"	34"	95
M2520	23 1/2"	34 1/2"	62 3/4"	24"	31"	95
M2524	26	34 1/2"	62 3/4"	27"	34"	105
M2528	30	34 1/2"	72"	27"	34"	115
M6018	28	40"	57"	34 1/4"	41"	115
M2624	26	35 3/4"	67"	25"	31"	115
K5920 Liner*	23	32"	60"	24"	* FRAME DIMENSIONS SHOWN	
K5924 Liner*	26	32"	60"	27"		
K5928 Liner*	30	32"	70"	27"		

CASTER DATA: 5" caster. CASTER ARRANGEMENTS: A, B and C. See page 11.

Industrial & Institutional Laundry Trucks

These trucks are manufactured to handle the demanding requirements of industrial and institutional laundries. Extra heavy polyethylene bodies and powder coated steel bases. Six popular sizes.

SPECIFICATIONS

MODEL	CAPACITY BUSHELS.	WIDTH OUTSIDE	LENGTH OUTSIDE	OVERALL HEIGHT	SHIPPING WEIGHT
M5110	10	26 1/2"	38"	32 1/2"	47 lbs.
M5112	12	28 1/2"	38 1/2"	35"	52 lbs.
M5114	14	30 1/4"	42 1/2"	35"	58 lbs.
M5116	16	30"	42 1/2"	37 1/2"	61 lbs.
M5118	18	32"	44 1/2"	37 1/2"	65 lbs.
M5120	20	34 1/4"	49 3/4"	37 1/2"	71 lbs.

CASTER DATA: 5" Rubber casters on all sizes



M5112

Mobile Raised Basket Truck

Used in laundries, laundramats, garment factories, or anywhere smaller loads are transported. Elevated to minimize bending and stooping. Removable liner for cleaning, emptying and replacement.

SPECIFICATIONS

MODEL	CAPACITY CU. FT.	LENGTH OUTSIDE	WIDTH OUTSIDE	DEPTH INSIDE	OVERALL HEIGHT	SHIPPING WEIGHT
MRB2BU	2	22"	14"	14"	30"	14
MRB3BU	3	24"	18"	16"	30"	16
MRB4BU	4	30"	18"	16"	30"	18
MRB6BU	6	30"	20"	20"	30"	20

CASTER DATA: 3" Polyolefin casters



MRB4BU

Bulk Fork Lift Containers

One piece molded of rugged polyethylene for durable service.

BFC MODEL 4 Way fork lift entry. Available with smooth flat interior bottom for food applications. Ideal for the storage and in-plant transportation of dry materials. Nests when empty. Stack 2 high when using cover. Material complies with U.S. FDA Regulation 21CFR 177.1520.

FL MODEL 2 Way fork lift entry. Available with bottom plates for dumping.


SPECIFICATIONS

MODEL	CAPACITY CU. FT.	LENGTH OUTSIDE	WIDTH OUTSIDE	OVERALL HEIGHT	SHIPPING WEIGHT
BFC30CFA	30	44"	44"	33"	90
BFC30SIB*	30	44"	44"	33"	90
FL446052	65	60"	44"	52"	160

* Smooth interior bottom. Drain fitting available. Cover: BFC30CFF, 44" L x 44"W.



BFC30CFA



BULK STORAGE TANKS made of linear or cross-linked polyethylene, in capacities from 45 to 15,000 gallons.

DOUBLE WALL TANKS are designed to meet stringent environmental codes.

OPEN TOP TANKS available in capacities of 2 to 6,400 gallons.

CONTAINMENT BASINS provide seamless secondary barriers.

Call 1-800-275-2436 for our comprehensive tanks catalog, or go to www.chemtainer.com

Available in 18 Attractive Colors



MT50

MT100

Heavy
Duty
Pushbar

MT200

Tilt Trucks

Designed for use in commercial and industrial applications. Efficient collection and dumping of all types of materials. Smooth, seamless body molded from tough polyethylene that is resistant to grease and oils. Balanced for one person handling. Easy to clean and maintain. Ideal for the transport of recyclables.

SPECIFICATIONS

MODEL	CAPACITY CU. YDS.	LENGTH	WIDTH	HEIGHT	LOAD LIMIT	SHIPPING WEIGHT
MT50XLTA*	1/2	54"	27"	41"	350	88
MT50XSTA*	1/2	54"	27"	41"	750	96
MT50XHTA*	1/2	54"	27"	41"	1200	105
MT100LTA*	1	71"	32"	43"	750	110
MT100STA*	1	71"	32"	43"	1000	119
MT100HTA*	1	71"	32"	43"	2000	126
MT175STA	1 3/4"	73 1/2"	37 1/2"	50"	1000	150
MT175HTA	1 3/4"	73 1/2"	37 1/2"	50"	2000	165
MT200STA	2	83"	46"	50"	1800	190
MT200HTA	2	83"	46"	50"	2300	200
MT250STA	2 1/2"	83"	55"	50"	1875	220
MT250HTA	2 1/2"	83"	55"	50"	2300	235

WHEEL and CASTER DATA: MT50XLTA
MT50
MT100 & MT175
MT200 & MT250

10" hard rubber wheel with one 3 1/2" polyolefin caster
10" hard rubber wheel with two 3 1/2" polyolefin casters
12" hard rubber wheel with two 3 1/2" polyolefin casters
12" hard rubber wheel with 5" polyolefin caster

* Hinged Covers Available

Fork-Liftable Self Dumping Hoppers

Ideal for collection and dumping of all types of material. Tilts 30° below horizontal for simple one-man dumping of contents.

SPECIFICATIONS

MODEL	CAPACITY CU. YDS.	LENGTH	WIDTH	HEIGHT	LOAD LIMIT	SHIPPING WEIGHT
MT50XFLH	1/2	62"	37"	41"	750	200
MT100FLH	1	78"	42"	41"	1000	250
MT175FLT	1 3/4"	82"	47 1/2"	50"	1000	310
MT200FLT	2	91"	56"	50"	1000	350
MT250FLT	2 1/2"	91"	63"	50"	1000	370

Platform Truck

Polyethylene platform will not splinter or rust. Skid resistant "Diamond Pattern" decking. Non-marring platform, rounded corners will not damage walls, doorways or displays. Rugged truck, holds up to 2000 lbs. Heavy duty, easy rolling casters.

SPECIFICATIONS

MODEL	CAPACITY LBS.	LENGTH	WIDE	SHIPPING WEIGHT
MP5828SB	2000 lbs.	58"	28"	87

CASTER DATA: 6" Rubber casters with thread guards.
CASTER ARRANGEMENT: B. See page 11.

Maxi Storage Bin

Molded of durable polyethylene that won't rust or rot Lockable, rodent resistant
 Available in red, blue, green and black

SPECIFICATIONS

MODEL	CU. FT.	LENGTH	WIDE	DEPTH	SHIPPING WEIGHT
SE-250	8	24"	24"	28"	87



MT100FLH



MP5828



SE-250

Options

Tow Hitch Assembly

Allows the towing of 1 or more trucks by a motorized vehicle. Order caster arrangement "B" or "swivel lock" casters for safe tracking. Contact sales office for details.

Raised Platform

2" high polyethylene grate allows wet garments to drain. Frequently used in truck models M2424 and M5418.

3/4" Drain Valve

A quarter turn valve fitted as close to bottom of a truck as practical. Will drain truck to within 1" of bottom.

Cart Cover

Vinyl coated or nylon fabric to enclose the opened sections on a truck body. Affixed with velcro and/or snaps and shock cords, forming a water and dust resistant environment for goods.

Card Holder

A metal holder mounted on the narrow side of a truck to hold identification of contents. Available 3" x 5" standard. Contact sales office about other sizes available.

Flame Retardant

A flame retardant in compliance with Federal Flammability Standards is available.

Hanger Bars

Adjustable bar converts any truck into a garment truck

Spring Lift Platforms

Rising platform designed to gradually elevate contents.

Caster Information

Polyolefin Casters

Easy rolling hard plastic casters available in 3 1/2", 5" and 6".

Rubber Casters

Used for heavier loads and irregular floor surfaces. Available in 5", 6" and 8".

Polyurethane Casters

Used on smooth surfaces with exceptionally heavy loads. Available in 6" and 8".

Washroom Casters

A hard rolling swivel caster with special races and grease fittings to promote longer life in washroom environments.

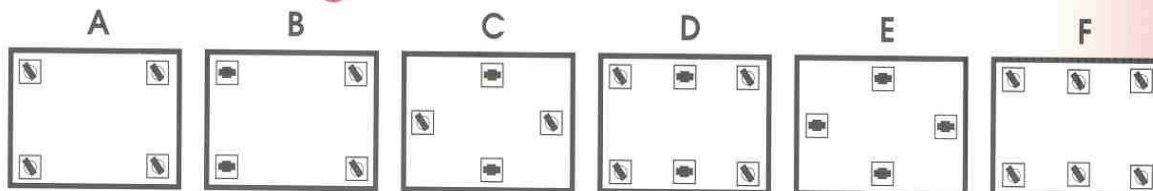
Swivel Lock Caster

An attachment to swivel caster that allows operator to switch the caster from swivel to rigid.

Wheel Brake

A foot operated brake designed to prevent stationary trucks from rolling. Not recommended as sole brake on tail board lifts or major inclines.

Caster Arrangements



Ordering

When ordering: Please specify model number and caster arrangement. Be sure all options are clearly stated.

Standard color will be shipped unless an optional color is specified on purchase order.

Freight: All shipments are F.O.B. factory of origin: W. Babylon, NY • Lombard, IL • Compton, CA • Hummelstown, PA • Pompano, FL • Arlington, TN as available.

Terms: Net 30 Days after credit approval.

Return Goods Policy: All returns must have prior authorization from Chem-Tainer Industries. Returned goods not carrying our authorization label will not be accepted.



